

# Welcome!

LV1 U6 L3



I'm wearing  
a red shirt.

I'm wearing  
a \_\_\_\_.



How was  
your day?




It was \_\_\_\_\_.  
(great, alright, bad)

# My Clothes



# In this lesson:



(a pair of)  
pants



shirt



(a pair of)  
shorts



skirt



(a pair of)  
socks



dress



jacket



(a pair of)  
shoes



hat



What do you need? I need a pair of (pants)!

Which pair of pants do you like? I like this/that pair of pants.





An illustration of a woman and a young girl in a room. The woman, on the left, has brown hair in a ponytail with a yellow hair tie, rosy cheeks, and is wearing a yellow t-shirt and light blue pants. She is holding a pink t-shirt with a black hanger. The pink shirt has a flower design and three dots. The girl, on the right, has brown hair, rosy cheeks, and is wearing a yellow t-shirt and a teal skirt. She is standing with her hand to her chin in a thinking pose. In the background, there is a brown clothing rack with a blue t-shirt hanging on a white hanger and two empty brown hangers. A round rug with concentric circles of grey, brown, and white is on the floor. The floor is made of orange tiles. A large speech bubble is positioned between the woman and the girl.

Do you like *this* shirt or *that* shirt?

Reinforce "this"  
vs. "that."



I like  
*this* shirt!

Emphasize the  
use of "this."



I don't like  
*that* shirt!

Emphasize the  
use of "that."



Which skirt  
do you like?

Ask the question.  
Ask if they like  
"this" skirt or "that"  
skirt.



I don't like  
*this* skirt!

Emphasize the  
use of "this."



I like  
*that* skirt!

Emphasize the  
use of "that."



Which hat  
do you like?

Ask the question.  
Ask if they like  
"this" hat or "that"  
hat.





I don't like  
*this* hat!

Emphasize the  
use of "this."



Emphasize the  
use of "that."

I like  
*that* hat!




Which dress  
do you like?

Ask the question.  
Ask if they like  
"this" dress or  
"that" dress.



I like  
*this* dress!

Emphasize the  
use of "this."



Emphasize the  
use of "that."

I don't like  
*that* dress!



Which jacket  
do you like?

Ask the question.  
Ask if they like  
"this" jacket or  
"that" jacket.



I don't like  
*this* jacket!

Emphasize the  
use of "this."





Emphasize the  
use of "that."

I like  
*that* jacket!



I like *this* pair of shoes!

I don't like *that* pair of shoes!

Reinforce "this"  
vs. "that."



Do you like *this*  
or *that* pair of  
pants?

Ask the question  
and have the  
student respond.




Emphasize the  
use of "this."

I like *this*  
pair of pants!

An illustration of a man and a young boy in a sock store. The man, wearing a red shirt and green pants, holds a green shopping bag and points towards a wooden shelf. The boy, wearing a light blue shirt and red shorts, stands next to him. The shelf is filled with various pairs of socks. A speech bubble from the man asks, "Which pair of socks do you like?". A text box at the bottom left provides instructions on how to ask the question.

Which pair of socks do you like?

Ask the question.  
Ask if they like "this"  
pair of socks or  
"that" pair of socks.



Emphasize the use of "that."


I like *that* pair of socks!

An illustration of a man and a young boy in a clothing store. The man, on the left, has brown hair and is wearing a red t-shirt and green shorts. He is holding a green shopping bag and pointing towards a clothing rack with a speech bubble. The boy, in the center, has brown hair and is wearing a light blue t-shirt and red shorts. He is looking at the clothing rack. The clothing rack is a brown metal frame with two pairs of shorts hanging on it. The first pair is green with yellow floral patterns and a red waistband. The second pair is plain khaki. To the right of these are two empty brown hangers. On the floor is a large, round, grey rug with a white and brown concentric circle pattern. The background is a solid light blue, and the floor is a light brown grid pattern.

**Which pair of shorts do you like?**

Ask the question.  
Ask if they like "this"  
pair of shorts or  
"that" pair of shorts.






Emphasize the  
use of "this."

I like *this*  
pair of shorts!




Have the student  
draw clothes on  
the bodies.

I like *that* \_\_\_\_.



I like *this* \_\_\_\_.




Have the student  
say if they like "this"  
or "that" item.



I like *that* pair of \_\_\_\_.



I like *this* pair of \_\_\_\_.



Have the student  
say if they like "this"  
or "that" item.



# Review:



shirt



skirt



dress



jacket



(a pair of)  
pants



(a pair of)  
shorts



(a pair of)  
socks



(a pair of)  
shoes



hat



What do you need? I need a pair of (pants)!

Which pair of pants do you like? I like this/that pair of pants.




Great job!





# Today you learned:



(a pair of)  
pants



shirt



(a pair of)  
shorts



skirt



(a pair of)  
socks



dress



jacket



(a pair of)  
shoes



hat



What do you need? I need a pair of (pants)!

Which pair of pants do you like? I like this/that pair of pants.







# Homework!

- Draw a picture of each item you learned, or find the items in your house to show to your teacher.

Make a video, and say "I like this/that \_\_\_\_."

Also, you can show two of each item and say: "I like this pair of \_\_\_\_\_. I don't like that pair of \_\_\_\_\_."



What do you need? I need a (shirt)!

Which shirt do you like? I like this/that (shirt).

