

# Welcome!

LV1 U5 L3



Good \_\_\_\_!

I'm  
\_\_\_\_!

How are you,  
Teacher?

Good (morning  
/ afternoon  
/ evening)!



# Farmers' Market




# In this lesson:



corn



lettuce



broccoli



garlic



onion(s)



cucumber(s)



carrot(s)



pepper(s)



tomato(es)

**What do you want? I want some (corn)!**

**Do you want corn? Yes, I do. / No, I don't.**

**What do you have? I have (broccoli).**





**Welcome,  
Rose and Alex!**

**My day was  
okay.**

**I had a  
good day!**

**How was  
your day?**

Have the student  
welcome Rose and  
Alex. After reading,  
ask the student how  
their day was.

An illustration of a classroom scene. On the left, a female teacher with short brown hair, wearing a light blue shirt and a brown skirt, holds a stack of books and a globe. She is pointing towards a large speech bubble. In the center, a young girl with brown hair, wearing a yellow shirt with a heart and a green skirt, stands with her hands on her hips. On the right, a young boy with brown hair, wearing a light blue shirt with a star and red shorts, stands with his arms raised. Behind them are bookshelves filled with books and a chalkboard. A large speech bubble from the teacher says 'Today we're going to the farmers' market!'. A smaller speech bubble from the boy says 'Let's go!'.

Today we're  
going to the  
farmers' market!

Let's go!

Read, and have  
the student repeat  
after you.



What do  
you want?

We want some  
corn, please!

Read, and have  
the student repeat  
after you.







What do  
you want?

We want some  
lettuce, please!

Read, and have  
the student repeat  
after you.



Read, and have the student repeat after you.

Circle the lettuce. Ask the student what it is.







What do  
you want?

I want some  
broccoli, please!

Read, and have  
the student repeat  
after you.







Read, and have the student repeat after you.

Circle the garlic. Ask the student what it is.



What do  
you want?

We want some  
cucumbers, please!

Read, and have  
the student repeat  
after you.





Read, and have the student repeat after you.  
Circle the cucumbers.  
Ask the student what they are.





Read, and have the student repeat after you.  
Circle the lettuce.  
Ask the student what they are.







Read, and have  
the student repeat  
after you.

What do  
you want?

I want some  
tomatoes!


I want two  
tomatoes!

I want  
one tomato!





Read, and have the student repeat after you.  
Circle the tomatoes.  
Ask the student what they are.



What do  
you want?

I want some  
onions, please!

Read, and have  
the student repeat  
after you.



Read, and have the student repeat after you.  
Circle the onions.  
Ask the student what they are.





What do you  
want?

We want some  
carrots, please!


Read, and have  
the student repeat  
after you.





Read, and have  
the student repeat  
after you.

I have some garlic  
and tomatoes!



Read, and circle the  
items the character  
has.

Option: Draw the  
items in the box.





**I have some corn, lettuce, peppers, carrots, and one tomato!**



Read, and circle the items the character has.

Option: Draw the items in the box.



I have some corn, lettuce, broccoli, cucumbers, carrots, onions, and tomatoes!




Read, and circle the items the character has.

Option: Draw the items in the box.

What do  
you want?

What do  
you have?



Have the student drag  
the items they want to  
the sack. Then, have  
the student say what  
they have.



# Review:



corn



lettuce



broccoli



garlic



onion(s)



cucumber(s)



carrot(s)



pepper(s)



tomato(es)



**What do you want? I want some (corn)!**

**Do you want corn? Yes, I do. / No, I don't.**

**What do you have? I have (broccoli).**



Great job!



# Today you learned:



corn



lettuce



broccoli



garlic



onion(s)



cucumber(s)



carrot(s)



pepper(s)



tomato(es)

**What do you want? I want some (corn)!**

**Do you want corn? Yes, I do. / No, I don't.**

**What do you have? I have (broccoli).**







# Homework!

- Draw a picture of each item you learned.

Make a video, and say what you want and what you have in your home.  
Send the video to your teacher.



broccoli



lettuce



garlic



onion(s)



cucumber(s)



carrot(s)



pepper(s)



tomato(es)



corn



What do you want? I want some (carrots)!

Do you want carrots? Yes, I do. / No, I don't.

What do you have? I have (carrots).

