




Welcome!

LV1 U3 L10



Hello!

Hello,
Teacher!


I'm
wonderful!

How are
you?

Body Parts



In this lesson:

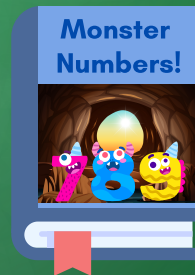



li

What is it? It's a (nose).

What are they? They're (eyes).

How many eyes do you have? I have two eyes.





**They're
eyes!**

Read the sentence. Have the student draw the corresponding body part on the monster.





**It's a
nose!**

Read the sentence. Have the student draw the corresponding body part on the monster.

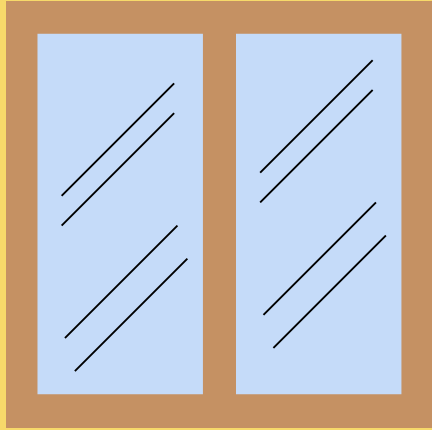


A green cartoon monster with large, round eyes and a speech bubble is standing in a room with a yellow wall and a window. The monster is holding a large, blank green square in front of its mouth. The speech bubble contains the text "It's a mouth!".


**It's a
mouth!**

Read the sentence. Have the student draw the corresponding body part on the monster.





**They're
ears!**



Read the sentence. Have the student draw the corresponding body part on the monster.





**They're
hands!**

Read the sentence. Have the student draw the corresponding body part on the monster.





**They're
feet!**

Read the sentence. Have the student draw the corresponding body part on the monster.





What letter
is it?

Small "___!"

Big "___!"

Circle a letter and ask
the student the
question. Give them
time to answer on their
own.




What does
letter "Ii" say?

/- /- /- /- /!

/- /!



Ask the student the
question. Give them
time to answer on
their own.



/i/ /i/ _ ?

/i/ /i/ _ ?

See if the student can recall the names of the items on the blackboard.



Have the student draw
a line from the circles
to their corresponding
colored circle.






What is it?

A ___!

It's a
_____!

Ask the student the question. Give them time to answer on their own first, then assist as needed.

An illustration of a classroom scene. A female teacher with brown hair, wearing a light blue shirt and a red skirt, stands on the left next to a bookshelf. She is pointing at a clipboard on an easel that displays two brown triangles. Two young students are seated at wooden desks. The boy on the left, wearing a light blue t-shirt with a white star, has his arms raised. The girl on the right, wearing a yellow t-shirt with a white heart, is smiling. In the background, there are blue lockers and a round clock on the wall showing approximately 1:50. Two orange pendant lights hang from the ceiling. Three speech bubbles are present: one from the teacher asking 'What are they?', one from the boy with a blank line and an exclamation mark, and one from the girl with 'They're' followed by a blank line and an exclamation mark.

What are they?

They're _____!

Ask the student the question. Give them time to answer on their own first, then assist as needed.



What is it?

A ___!

It's a
___!

diamond

Ask the student the question. Give them time to answer on their own first, then assist as needed.

What are
they?

diamonds

_____!

They're
_____!

Ask the student the question. Give them time to answer on their own first, then assist as needed.



Story Time!



Monster Numbers!





I have
one mouth!

Have the student
draw one mouth on
the number one.





I have
two ears!

Have the student
draw two ears on
the number two.





**I have
three eyes!**

Have the student
draw three eyes on
the number three.



**I have
four hands!**



Have the student
draw four hands on
the number four.



**I have
five feet!**



Have the student
draw five feet on
the number five.



**I have
six ears!**




Have the student
draw six ears on the
number six.



**I have
seven feet!**

Have the student
draw seven feet on
the number seven.




**I have
eight hands!**

Have the student
draw eight hands
on the number
eight.



**I have
nine eyes!**


Have the student
draw nine eyes on
the number nine.



A stylized illustration of a library. In the foreground, a large blue book with the title "The End" in bold blue letters is prominently displayed. The book has a red bookmark visible at the bottom. Behind it, there are several shelves filled with books of various colors (green, brown, blue, orange, pink, purple, etc.). To the left of the book, there is a dark grey chair. To the right, there is a dark grey lamp. The background is a solid light blue color.

The End

Review:



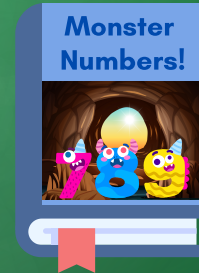
li



What is it? It's a (nose).

What are they? They're (eyes).


How many eyes do you have? I have two eyes.



Great job!



Today you learned:



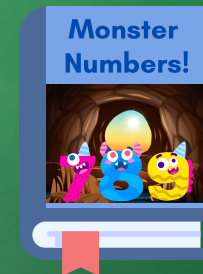
li



What is it? It's a (nose).

What are they? They're (eyes).

How many eyes do you have? I have two eyes.





Homework!



- Look at the "Today you learned" picture. Practice making sentences with what you see in that picture. Send the recording or video to your teacher.

