

# Welcome!

LV1 U2 L2

**Hello!**

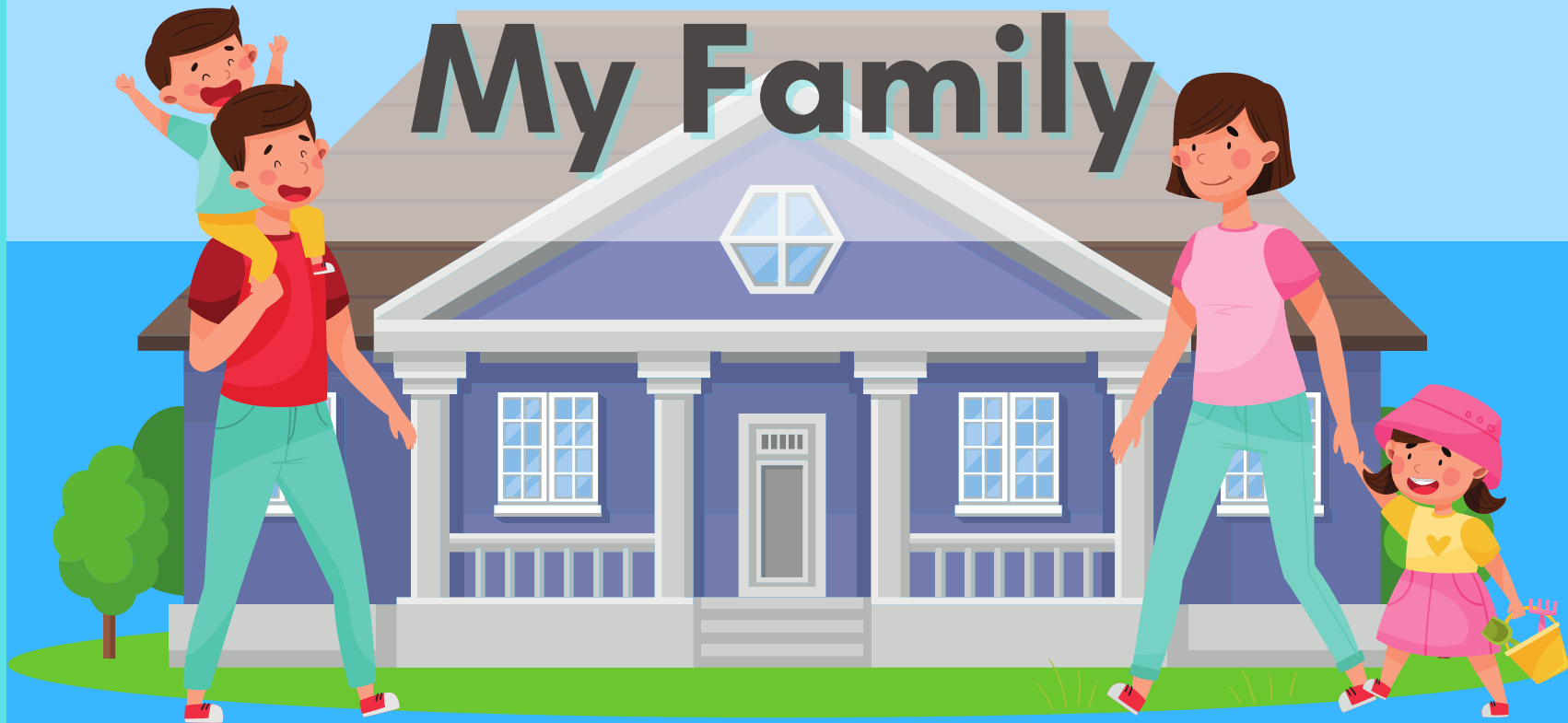
**I'm  
fine!**

**Hello,  
Teacher!**

**How are  
you?**



# My Family



# In this lesson:




grandfather



grandmother



baby



big



little




Who is she? She is my (grandfather).  
Who is he? He is my (baby brother).





**Ding-dong!**

**Who is that?**



Read and have  
the student  
repeat.





Hi,  
Grandfather!

The illustration shows a young boy with brown hair, rosy cheeks, and a wide smile, wearing a light blue t-shirt with a white star and red shorts. He is standing in a room with yellow floral wallpaper, arms raised in a greeting. Behind him is a blue sofa with yellow and white striped cushions. To the left of the sofa is a small wooden table with a pink vase containing three blue flowers. On the wall is a framed picture of a landscape with mountains, a lake, and a sun. To the left of the boy, an elderly man with white hair and a mustache, wearing a green bucket hat, a yellow t-shirt, and brown pants, stands in a doorway. He is holding a green suitcase. The background is a solid light blue.

Read and have  
the student  
repeat.



He is my  
grandfather!

The illustration shows a young boy with brown hair, rosy cheeks, and a wide smile, wearing a light blue t-shirt with a white star and red shorts. He stands in a living room with yellow floral wallpaper, arms raised in excitement. Behind him is a blue sofa with yellow and white striped pillows. To the left, a grandfather with white hair and a mustache, wearing a green bucket hat, a yellow t-shirt, and brown pants, stands in an open doorway holding a green suitcase. A speech bubble from the boy says 'He is my grandfather!'. In the background, there is a small table with a pink vase of blue flowers and a framed picture of a landscape with mountains, a lake, and a sun.

Have the student  
say "grandfather"  
and circle the  
grandfather.





Hi,  
Grandmother!

Read and have  
the student  
repeat.



The illustration shows a young boy with brown hair, wearing a light blue t-shirt with a white star and red shorts, standing in the center of a living room with his arms raised in excitement. To his right stands his grandfather, an older man with a white mustache wearing a green hat, a yellow t-shirt, and brown pants, holding a blue suitcase. To the left, an older woman with white hair in a bun, wearing a green long-sleeved shirt and blue shorts, is opening a brown door. The room has yellow floral wallpaper, a blue sofa with yellow and white striped pillows, a small wooden table with a pink vase of blue flowers, and a framed picture of a landscape with mountains and a sun. A large speech bubble from the boy says 'She is my grandmother!'. A text box in the bottom left corner provides instructions for a classroom activity, and a red crayon icon is in the bottom right corner.

She is my  
grandmother!

Have the student  
say "grandmother"  
and circle the  
grandmother.






I love you!


Ask the student to  
circle the grandmother  
and then the  
grandfather.





# little

Use TPR to demonstrate "little."  
Have the student repeat.




# The ant is little!

Read and have the student repeat. Have the student circle the ant.








**big**



Use TPR to  
demonstrate "big."  
Have the student  
repeat.



Read and have the  
student repeat.  
Have the student  
circle the elephant.

# The elephant is big!





Ask the student:  
"Which one is little  
/ big?" Have the  
student circle.



Hi, Baby!





He is my  
baby brother!

Have the student  
say "baby brother"  
and circle the baby.



# Is the baby little or big?




Ask the student the question and give them time to answer on their own. Assist as needed.

# The baby is little!

Read and have  
the student repeat  
after you.



A colorful illustration of a playroom. On the left, a young boy with blonde hair, wearing a light blue t-shirt with a car icon and red shorts, is standing and smiling with his arms raised. In the center, a baby with blonde hair, wearing green patterned pajamas, is sitting on a yellow rug. To the right of the baby is a large brown teddy bear. Further right is a blue toy bin filled with various toys, including a grey rabbit, a green dinosaur, a red teddy bear, a yellow windmill, and a blue car. In front of the bin are a red and white rocket, a pink doll, and a blue car. The background features a window with a city skyline view, a brown door with a blue sign with the number '1', and a brown board with the letters A, B, C, and D. A speech bubble from the boy says 'He is my little brother!'.

He is my  
little brother!

Have the student  
say "little brother"  
and circle the baby.







**Hi,  
Big Sister!**

**Hi,  
Little Brother!**

Have the student  
say "big sister" and  
"little brother."



**She is my  
big sister!**

Have the student  
circle "big sister"  
and say the target  
sentence.

Have the student  
circle "little brother"  
and say the target  
sentence.

He is my  
little brother!





# Family photo:

- 1) Circle "grandmother."
- 2) Circle "grandfather."
- 3) Circle the "baby."
- 4) Circle "big sister."
- 5) Circle "little brother."

Direct the student  
to circle the  
family members.



# Review:




grandfather



grandmother



baby



big



little



Who is she? She is my (grandfather).  
Who is he? He is my (baby brother).

Great job!





# In this lesson:




grandfather



grandmother



baby



big



little



Who is she? She is my (grandfather).  
Who is he? He is my (baby brother).



# Homework!



- Make a video holding a picture of your family. Introduce your family to your teacher. Say: "He/She is my \_\_\_\_." Send the video to your teacher.



grandfather



grandmother



baby



big



little

Who is he? He is my (grandfather).  
Who is he? He is my (baby brother).  
Who is she? She is my (big sister).

