



# Welcome!

LV1 U1 L8



Hello!

Hello,  
Teacher!


How are  
you?

I'm  
fine!



**At School**

# In this lesson:



zero



one



two



three



What is it? It's a (red circle).  
What number is it? Number (one).





It's a **red** circle.

It's a **yellow** square.

They're **yellow** circles.

They're **red** squares.

Circle a box and say the sentence. Have the student draw the corresponding shapes in each box.



**What is it?**

**A circle!**

**It's a  
circle!**



**circle**


Ask the student the question. Give them time to answer on their own first, then assist as needed.



What color  
is the circle?

It's red!

It's a  
red circle!



circle

Ask the student the question. Give them time to answer on their own first, then assist as needed.







What are they?

Circles.

They're circles!

circles

Ask the student the question. Give them time to answer on their own first, then assist as needed.





What color are  
the circles?

They're  
yellow.

They're yellow  
circles!

Ask the student the  
question. Give them  
time to answer on their  
own first, then assist as  
needed.



What is it?

A square!

It's a  
square!



square

Ask the student the question. Give them time to answer on their own first, then assist as needed.



What  
color is it?

It's **yellow**!

It's a **yellow**  
**square**!



**square**

Ask the student the question. Give them time to answer on their own first, then assist as needed.



What  
are they?

Squares!

They're  
squares!

squares

Ask the student the question. Give them time to answer on their own first, then assist as needed.





What color  
are they?

They're red!

They're red  
squares!

Ask the student the question. Give them time to answer on their own first, then assist as needed.





Introduce "numbers."

Note: Remember the student knows this concept in their native tongue already.

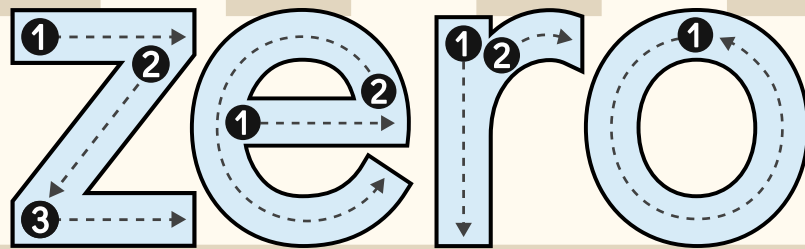
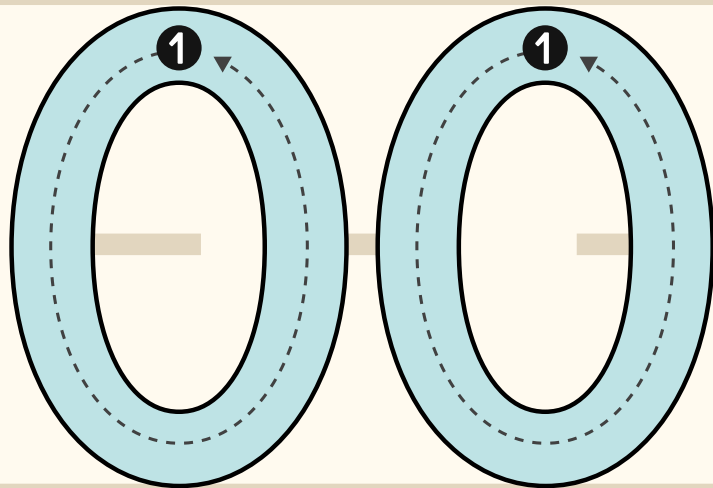
Introduce "zero."  
Have the student  
circle the monster  
number.



zero







Demonstrate, then  
have the student  
trace and say the  
number.

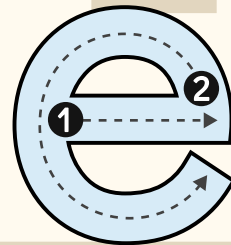
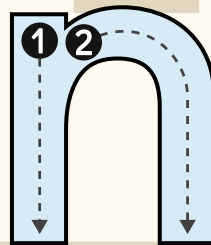
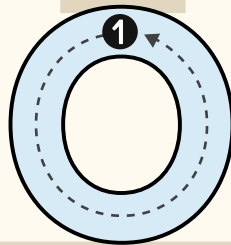
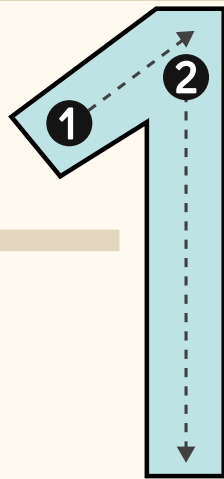
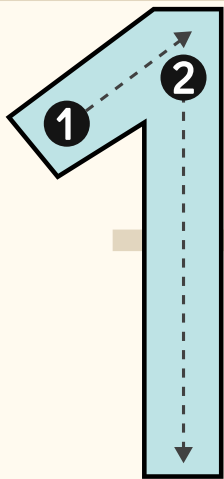




Introduce "one."  
Have the student  
circle the monster  
number.

one



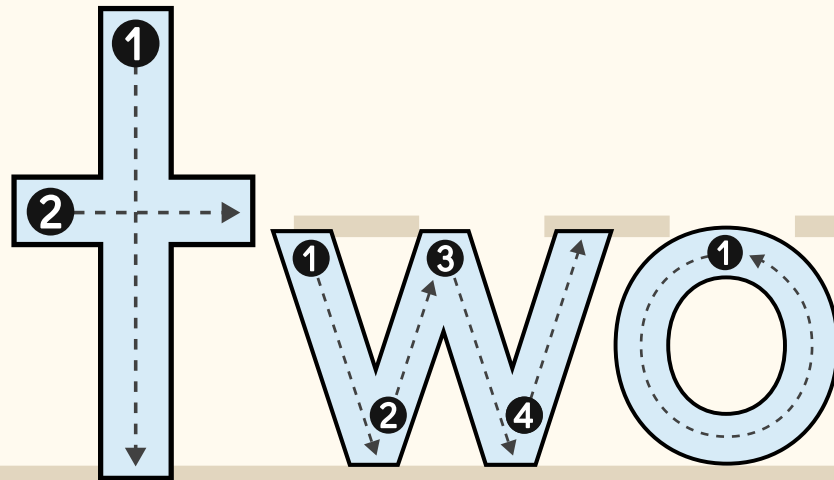
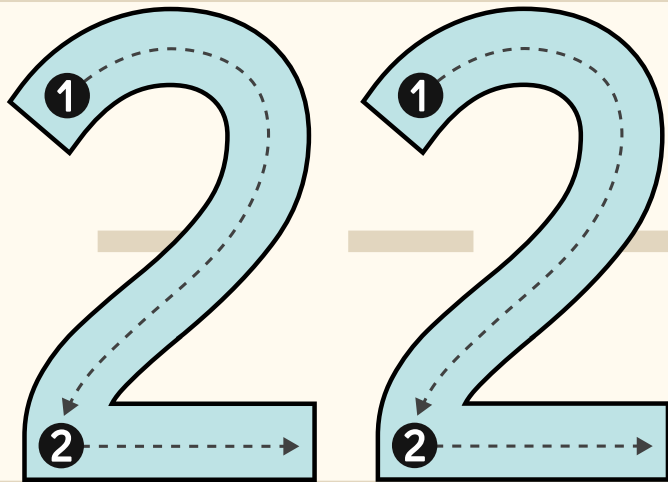


Demonstrate, then have the student trace and say the number.





Introduce "two."  
Have the student  
circle the monster  
number.



Demonstrate, then  
have the student  
trace and say the  
number.





Introduce "three."  
Have the student  
circle the monster  
number.



three





Demonstrate, then  
have the student  
trace and say the  
number.





A colorful classroom scene. In the background, a green chalkboard is mounted on a blue wall, featuring white line drawings of a magnifying glass, an alarm clock, a beaker, a globe, and a pencil. To the right of the chalkboard is a round analog clock with a red border and black hands. Three orange pendant lamps hang from the ceiling. In the foreground, four monster-shaped numbers are lined up on a grey surface. Each monster has a unique color, a party hat, and a small brown basket with a red bow in front of it. The numbers are 0, 1, 2, and 3. Above each number is a white thought bubble containing text. To the left of the numbers is a wooden bookshelf filled with books. In the bottom left corner, there is a green-bordered box with a white background containing instructions. In the bottom right corner, there is a red-bordered box containing a drawing of a red crayon.

**Zero**  
crayons.

**One**  
crayon.

**Two**  
crayons.


**Three**  
crayons.

Circle a monster and read  
to the student. Have the  
student draw the  
corresponding amount of  
crayons for each monster.





# Review:



zero

one

two

three




What is it? It's a (red circle).  
What number is it? Number (one).



Great job!



# Today you learned:



zero



one



two



three



What number is it? Number (one).





# Homework!

- Write numbers 0, 1, 2, 3. Take a video saying: "Number \_\_\_\_." Send the video to your teacher.

What number is it? Number (one).



zero



one



two



three

