



# Welcome!

LV1 U1 L6



Hello!

Hello,  
Teacher!

How are  
you?

I'm  
fine!



**At School**

# In this lesson:

# Aa



red



yellow

What color is it? It's (red).

What color is the crayon? The crayon is (red).



A colorful illustration of a classroom. On the left, a female teacher with short brown hair, wearing a light blue shirt and a brown skirt, stands next to a wooden bookshelf filled with books. She is holding a stack of books and a pointer stick, gesturing towards a green chalkboard. On the right, two young students are standing. A girl with brown hair, wearing a yellow shirt with a heart and a green skirt, stands next to another bookshelf. A boy with brown hair, wearing a light blue shirt with a star and red shorts, stands with his arms raised. Above them are three large speech bubbles containing text. The background is a light blue wall with a window showing a red and white striped object outside.

**Hello,  
students!**

**Hi,  
Teacher!**

**Hello,  
Teacher!**



What letter  
is it?

Big "A!"

Small "a!"

Circle a letter and  
ask the student:  
"What letter is it?"



What does  
letter "Aa" say?

/a/ /a/ /a/!

/a/!

Have the student  
practice the  
phonetic sound /a/.



/a/ /a/



/a/ /a/ \_\_?


Have the student recall the short a words learned in the previous lesson.








Red.  
It's red.



Have the student  
circle the color  
red.



red

red

Demonstrate, then  
have the student  
trace and say the  
word "red."





Red.  
It's red.



Have the student  
circle the color red  
and say the target  
sentence.





What color is  
the crayon?

It's red!

It's a  
red crayon!

Have the student  
circle the crayons  
and say the target  
sentences.





What color are  
the crayons?

They're  
red!

They're  
red crayons!

Have the student  
circle the crayons  
and say the target  
sentences.



Yellow.  
It's yellow.



Have the student  
circle the color  
yellow.



yellow

yellow

Demonstrate, then  
have the student  
trace and say the  
word "yellow."







Yellow.  
It's yellow.



Have the student  
circle the color  
yellow and say the  
target sentence.





What color is  
the crayon?

It's yellow!

It's a yellow  
crayon!

Have the student  
circle the crayons  
and say the target  
sentences.





What color are  
the crayons?


They're  
yellow!

They're yellow  
crayons!



Have the student  
circle the crayons  
and say the target  
sentences.





It's a red \_\_\_\_.



Have the student  
color the items red  
and say the  
target sentence.







They're  
red \_\_\_\_ (s).






Have the student  
color the items red  
and say the  
target sentence.



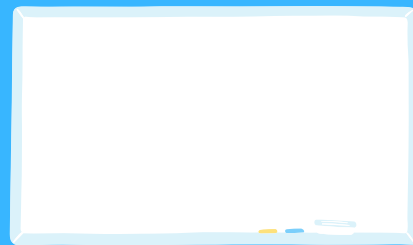
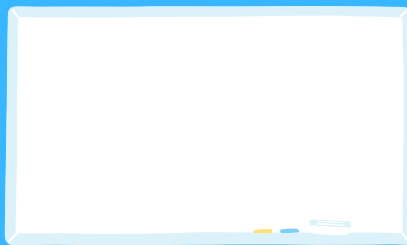
It's a yellow \_\_\_\_.



Have the student  
color the items  
yellow and say the  
target sentence.




They're  
yellow \_\_\_\_ (s).



Have the student  
color the items  
yellow and say the  
target sentence.






Have the student  
draw a yellow  
classroom and say  
what they're  
drawing.







Have the student  
draw a red  
classroom and say  
what they're  
drawing.



In this lesson:

Aa



red



yellow

What color is it? It's (red).

What color is the crayon? The crayon is (red).



Great job!



# Today you learned:

# Aa



red



yellow

What color is it? It's (red).

What color is the crayon? The crayon is (red).





# Homework!



- Draw red and yellow items. Take a video pointing to the items saying: "It's red/yellow." "The apple is red/yellow." Send the video to your teacher.

# Aa



apple



ant



cat



bag

What color is it? It's (red).

What color is the crayon? The crayon is (red).

