

Welcome!

LV1 U1 L4



Hello!

How are
you?

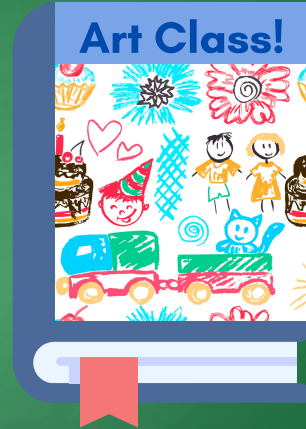


I'm
fine!

Hello,
Teacher!



At School

In this lesson:



What is it? It is a (desk).

What are they? They are (shelves).



A colorful illustration of a classroom. On the left, a female teacher with short brown hair, wearing a light blue shirt and a brown skirt, stands next to a wooden bookshelf filled with books. She is holding a stack of books and a pointer stick, gesturing towards a green chalkboard. On the right, two young students are standing. A girl with brown hair, wearing a yellow shirt with a heart and a green skirt, stands next to another bookshelf. A boy with brown hair, wearing a light blue shirt with a star and red shorts, stands with his arms raised. Above them are three large speech bubbles containing text. The background is a light blue wall with a window showing a red and white striped object outside.

**Hello,
students!**

**Hi,
Teacher!**

**Hello,
Teacher!**

Story Time!



Art Class!









After reading,
have the student
circle the desk.






After reading,
have the student
circle the desks.





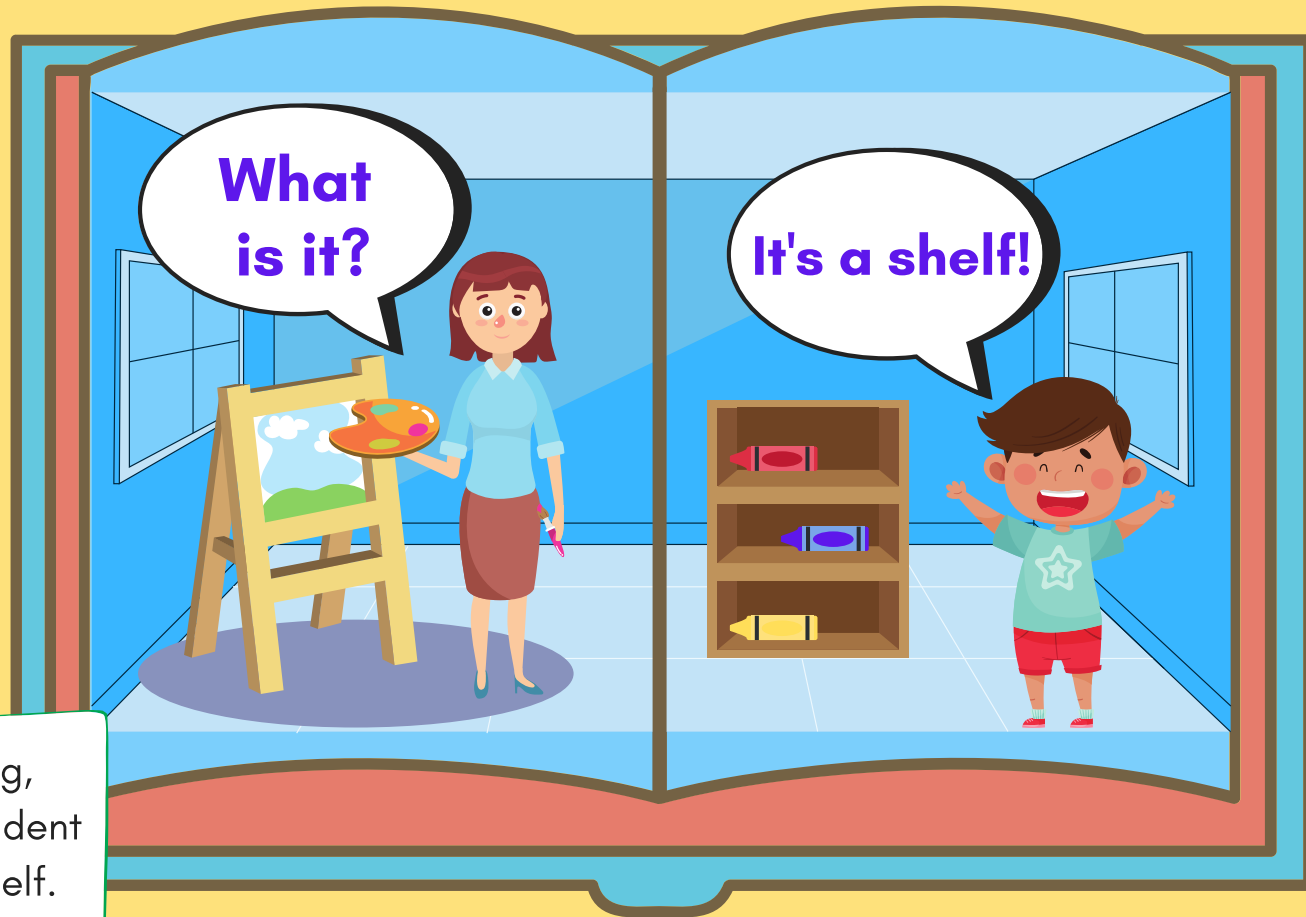
After reading,
have the student
circle the chair.





After reading,
have the student
circle the chairs.





After reading,
have the student
circle the shelf.






After reading,
have the student
circle the crayon.






After reading,
have the student
circle the crayons.






After reading,
have the student
circle the board.






After reading,
have the student
circle the boards.








Have the student
draw a sun!








After reading,
have the student
circle the paper.





After reading,
have the student
circle the pieces
of paper.






Have the student
draw a flower!





The End

A stylized illustration of a library. In the foreground, a large blue book with the title 'The End' in bold blue letters is prominently displayed. The book is slightly open, showing white pages and a red bookmark. Behind the book, there are two rows of bookshelves filled with books of various colors (green, brown, blue, orange, pink, purple, etc.). The shelves are set against a light blue background. In the foreground, there is a dark grey desk and a matching chair. To the right of the desk, there is a dark grey lamp with a circular top. The overall style is flat and modern.



Have the student
circle one desk.







They're
desks!


Have the student
circle the desks.





Have the student
circle one chair.







They're
chairs!


Have the student
circle the chairs.







Have the student
circle one shelf.







Have the student
circle one crayon.







Have the student
circle the crayons.





Have the student
circle the board.







Have the student
circle the boards.

They're
boards!

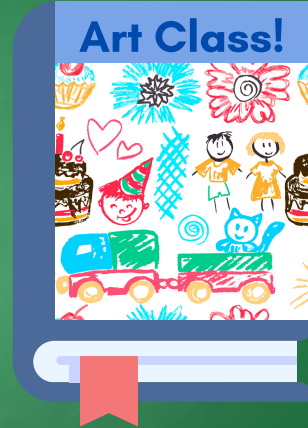






Have the student
circle the paper.



Review:



What is it? It is a (desk).

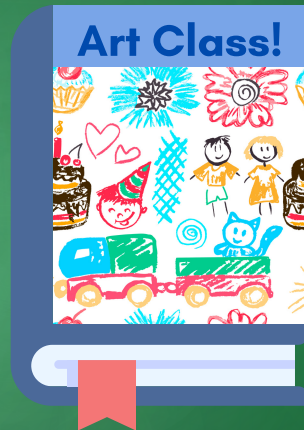

What are they? They are (shelves).



Great job!



Today you learned:



What is it? It is a (desk).

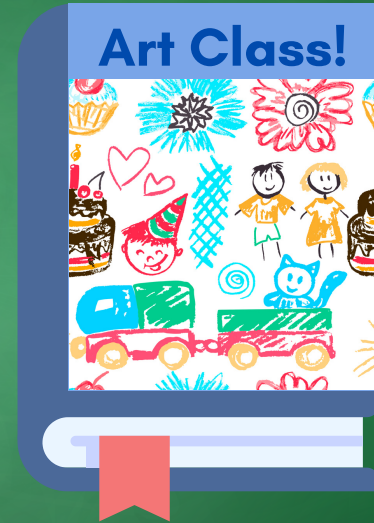
What are they? They are (shelves).





Homework!

- Read the story with a parent or friend. Send an audio recording or video of you reading the story to your teacher.



What is it? It is a (desk).
What are they? They are (shelves).

